


## DON'T MISS THESE SUPER GARAGE DOOR SPECIALS



**PREFINISHED WHITE EMBOSSED C/W • Weather Strips, Lock & Hardware**

8' x 7'. Insulated #9100

**395<sup>00</sup>** EA.


9' x 7'. Insulated #9100

**425<sup>00</sup>** EA.

**MOULDINGS ALL BASE, CASING STOPS & JAMS IN STOCK**  
Less **10%** off Reg. Price

**Interior Colonial Doors**  
2'6"X6'6" SLAB

**39<sup>95</sup>** EA.



**CEILING TILES**  
PLAIN WHITE 12X12

ONLY **24<sup>95</sup>** 40 sq. ft. per package




**SUSPENDED CEILING**  
2'x4' 5th Ave F.R. **4<sup>99</sup>** pc.  
2'x4' Radar **3<sup>59</sup>** pc.  
12' Main Tee **7<sup>15</sup>** pc.  
12' Wall Angle **4<sup>10</sup>** pc.  
2' Cross Tee **1<sup>10</sup>** pc.

**INTERIOR SOLID PINE COLONIAL DOOR**

Reg **119<sup>65</sup>**

Now **99<sup>95</sup>**

2'6 x 6'8 Slab



## GUARDIAN BUILDING PRODUCTS



**2'8" x 6'8" K1 Embossed Tim-Br Door**  
c/w vinyl clad powder coat & 15 year warranty

**225<sup>00</sup>**



**2'8" x 6'8" K4 9-Lite Tim-Br Door**  
c/w vinyl clad powder coat & 15 year warranty

**279<sup>95</sup>**

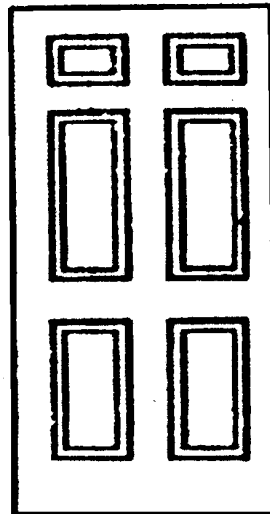


**2'8" x 6'8" K18 Vented Tim-Br Door**  
c/w vinyl clad powder coat & 15 year warranty

**305<sup>95</sup>**

## FAST FIT COLONIAL DOORS

C/W Door, Door Jams, Door Stop & Hinges (Pre-drilled & Ready to Assemble)



Choose from 2/0, 2/6, 2/8, 3/0 & 6/8 Slab

ONLY **78<sup>75</sup>** EA.

## SELECTION OF DISCONTINUED COUNTER TOPS BAR TOPS VANITY TOPS

ALL AT **8<sup>95</sup>** F.T. REG. 12<sup>95</sup>

## EAVES TROUGH

T0473 10' Gutter

**5<sup>99</sup>**

T0583 10' Downpipe

**9<sup>99</sup>**

"Meet Your Match"

## PITTSBURGH® PAINTS

**ACCUDSIGN** Integrated Color Matching and Visualization System

The Accumatch program gives you the ability to match fabric, wall covering, decorative accents, even competitive color systems in Pittsburgh Paints Products.

**6-4 Interior Latex Primer**

**13<sup>99</sup>** 3.78 L

**14-110 Interior Ceiling White Latex**

**12<sup>99</sup>** 3.78 L

**14-510 Interior Latex Semi Gloss**

**17<sup>99</sup>** 3.78 L

**UCP Marine Paint**

**17<sup>99</sup>** 4 L


**6<sup>99</sup>** 1 L

**Grey Floor Enamel Latex**

**11<sup>99</sup>** L

**Grey Floor Enamel Alkyd**

**13<sup>99</sup>**



## OLYMPIC OVERCOAT

**Olympic Overcoat Flat/Satin** . . . . .

**28<sup>99</sup>**

**Olympic Deck/Fence/Siding Solid Color Latex** . . . . .

**32<sup>99</sup>**

**Olympic Deck/Fence/Siding Solid Color Oil** . . . . .

**29<sup>99</sup>**

**Olympic Deck/Fence/Siding Semi Tran Oil** . . . . .

**29<sup>99</sup>**



## KING TOOLS & GENERATORS

- |               |                                     |                         |
|---------------|-------------------------------------|-------------------------|
| 48-KCB-1500-G | 1500 Watt Gas Generator             | <b>279<sup>99</sup></b> |
| 48-KCB-950    | 950 Watt Gas Generator              | <b>159<sup>99</sup></b> |
| 48-KCB-3000-G | 3000 Watt Gas Generator             | <b>399<sup>99</sup></b> |
| 48-8324       | 10" Compound Mitre Saw              | <b>89<sup>99</sup></b>  |
| 48-8372       | 10" Sliding Compound Mitre Saw      | <b>169<sup>99</sup></b> |
| 48-KC-380-C   | 15" Surface Planer                  | <b>999<sup>99</sup></b> |
| 48-8488/8200  | NH25 2.5 HP Compressor/Nailer Combo | <b>184<sup>99</sup></b> |
| 48-8367       | 3 1/4 HP Plunge Router              | <b>89<sup>99</sup></b>  |
| 48-8365       | 5" Angle Grinder                    | <b>44<sup>99</sup></b>  |
| 48-8363       | 6 3/4 Jamb & Undercut Saw           | <b>103<sup>99</sup></b> |
| 48-8370       | 8 1/4 Sliding Compound Mitre Saw    | <b>115<sup>99</sup></b> |
| 48-KC-1088L   | 8" Drill Press w/ Laser             | <b>93<sup>99</sup></b>  |
| 48-8323       | 8 1/4 Compound Mitre Saw            | <b>69<sup>99</sup></b>  |
| 48-KC-130-RC  | Belt & Disc Sander                  | <b>79<sup>99</sup></b>  |
| 48-8357       | Belt Sander 3" x 24"                | <b>95<sup>99</sup></b>  |
| 48 8180       | Heavy Duty Spray Gun                | <b>23<sup>99</sup></b>  |



**FOUNDATION PLUS SHEETING TYPE II (ABOVE AND BELOW GROUND)**

1" x 2' x 8' . . . . . **6<sup>39</sup>** sheet


1.5" x 2' x 8' . . . . . **9<sup>59</sup>** sheet

2" x 2' x 8' . . . . . **12<sup>75</sup>** sheet

1" x 4' x 8' . . . . . **12<sup>75</sup>** sheet

## OSB SHEETING

(Oriented Strand Board)  
#1 - 7/16 x 4' x 8'



**10<sup>99</sup>** sheet

## LUMBER

2 x 4 x 8 & 2 x 4 Studs

**2<sup>39</sup>** each

2 x 6 x 8 & 2 x 6 Studs

**3<sup>99</sup>** each